

### CTE Postsecondary Enrollment by Ethnicity 2014-15 (26,357)

Ethnicity	CSN	GBC	TMCC	WNC
Asian	1,719	20	302	28
Black	2,269	27	138	29
White	6,934	873	3,507	1,062
Hispanic/Latino	4,278	246	1,330	270
American Indian/Alaskan Native	118	59	84	43
Native Hawaiian/Pacific Islander	317	9	9	7
Two or More Races	775	31	156	48
Unknown	1,433	48	115	73
<b>Total Unduplicated Enrollment</b>	<b>17,843</b>	<b>1,313</b>	<b>5,641</b>	<b>1,560</b>

### CTE Postsecondary Enrollment by Program Area 2014-15

Program Area	CSN	GBC	TMCC	WNC
Agriculture & Natural Resources	125	29	133	20
Business & Marketing	5,599	520	1,278	664
Education, Hospitality & Human Services	5,018	143	1,216	473
Health Sciences & Public Safety	12,180	500	3,122	1,036
Information & Media Technology	5,518	309	1,707	514
Skilled & Technical Sciences	5,642	960	1,984	925
<b>Duplicated Totals</b>	<b>34,082</b>	<b>2,461</b>	<b>9,440</b>	<b>3,632</b>

### CTE Postsecondary Performance Indicators 2014-15

Performance Indicator	Target	Actual	Met Target
1P1 - Technical Skill Attainment	90.00%	88.40%	No
2P1 - Degree or Credential	53.00%	74.29%	Yes
3P1 - Student Retention or Transfer	56.00%	57.49%	Yes
4P1 - Student Placement (Employment or Military Service)	92.00%	94.98%	Yes
5P1 - Participation in Nontraditional Programs	30.62%	28.30%	No
5P2 - Completion of Nontraditional Programs	22.00%	18.05%	No

### NEVADA STATE BOARD OF EDUCATION/ NEVADA STATE BOARD FOR CAREER AND TECHNICAL EDUCATION

Elaine Wynn, President  
Mark Newburn, Vice President  
Pat Hickey  
Freeman Holbrook  
Tonia Holmes-Sutton  
Teri Jamin  
Dave Jensen  
Allison Stephens  
Felicia Ortiz  
Victor Wakefield

### NEVADA DEPARTMENT OF EDUCATION

Steve Canavero, Ph.D.  
Superintendent of Public Instruction

Michael J. Raponi, Director  
Office of Career Readiness, Adult Learning  
& Education Options

### Strategic Goal of Career and Technical Education

*Develop programs that will provide the information and skills necessary to compete in a global economy and to exercise the rights and responsibilities of citizenship for every Nevada learner.*


This information was compiled and prepared by the Nevada Department of Education

Patrick Bell, Ph.D., Education Programs Professional  
Teresa Pence, Statistician II  
Office of Career Readiness, Adult Learning & Education Options  
755 N. Roop St., Suite 201  
Carson City, NV 89701  
775-687-7300  
www.cteae.nv.gov

Nevada's Department of Education is an equal opportunity/affirmative action agency and does not discriminate on the basis of race, color, religion, sex, national origin, age, political affiliation, or disability.

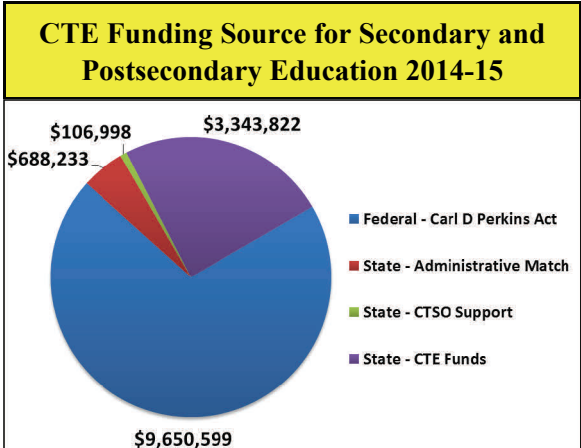
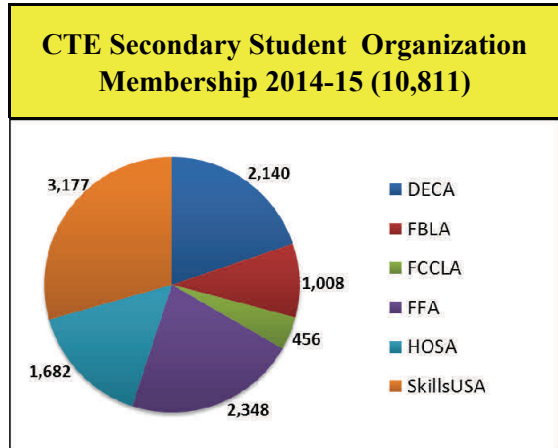
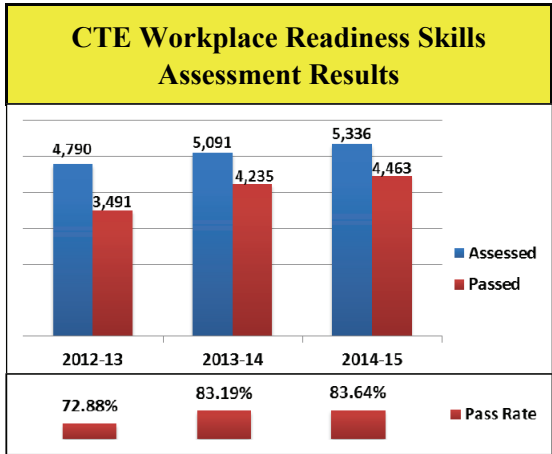
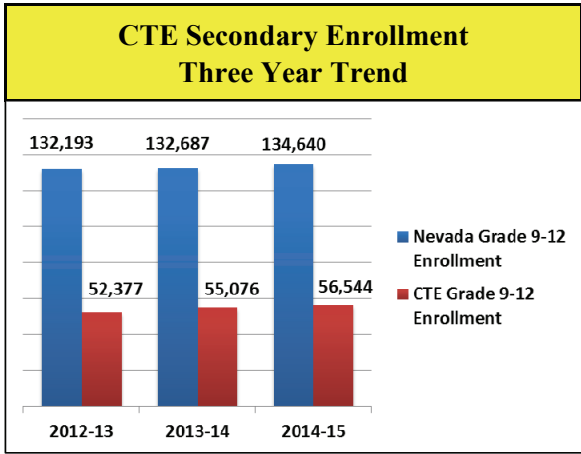
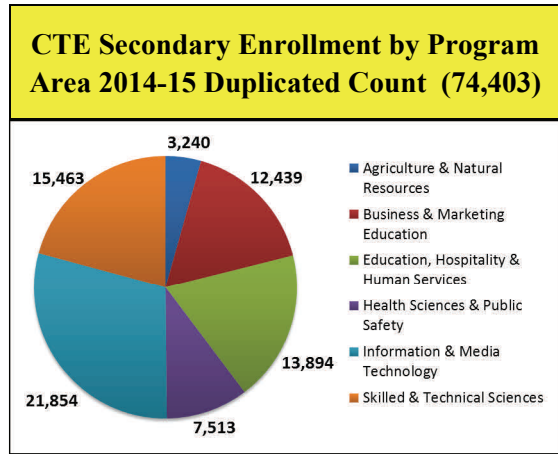
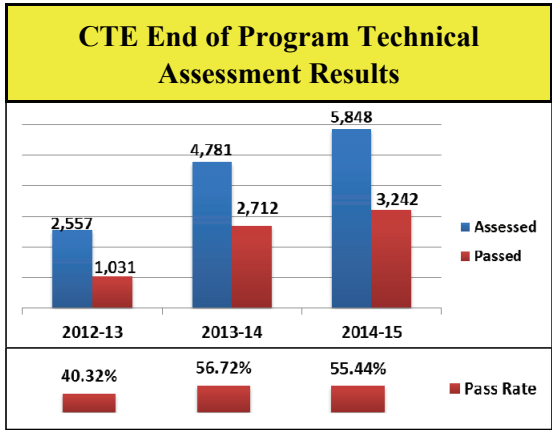
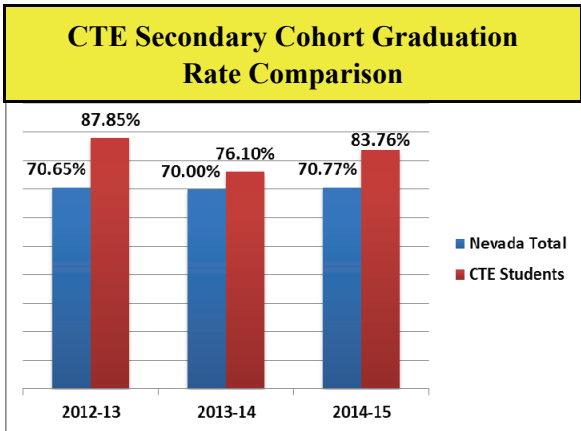
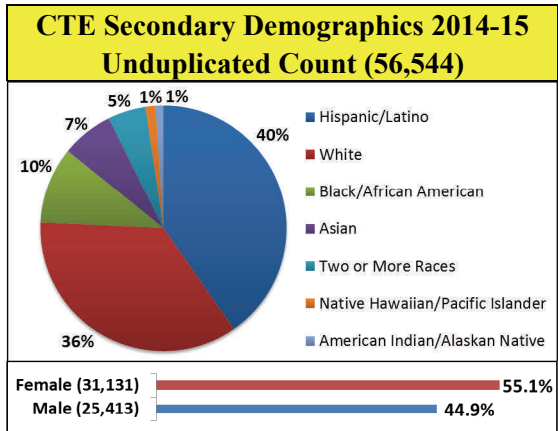


## 2014-2015 CTE Secondary & Postsecondary Education in Nevada



### CTE Mission Statement

The Office of Career Readiness, Adult Learning & Education Options is dedicated to developing innovative educational opportunities for students to acquire skills for productive employment and lifelong learning.



### CTE Secondary Performance Indicators 2014-15

Performance Indicator	Target	Actual	Met Target
1S1 - Academic Attainment Reading/Language	84.75%	89.67%	Yes
1S2 - Academic Attainment Math	84.00%	86.82%	Yes
2S1 - Technical Skill Attainment	45.00%	55.81%	Yes
3S1 - Secondary Diploma	92.00%	93.17%	Yes
4S1 - Graduation Rates	71.00%	79.90%	Yes
5S1 - Secondary Positive Placement	95.00%	95.89%	Yes
6S1 - Participation in Nontraditional Programs	33.00%	38.00%	Yes
6S2 - Completion of Nontraditional Programs	22.00%	27.48%	Yes